
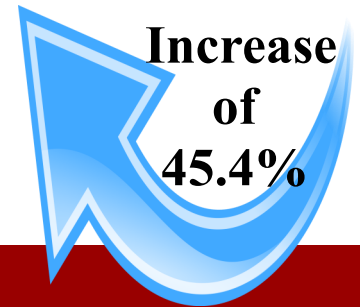


Snapshot of the Ottawa housing market for January 2018

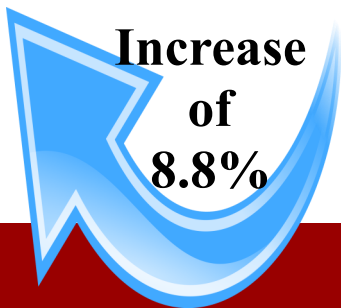


Number of Properties Sold



Residential
Month 2018 - 539
Month 2017 - 545

Condos
Month 2018 - 173
Month 2017 - 119

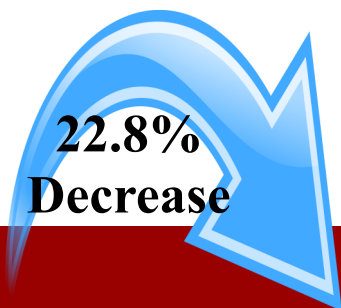


Average Sale Price

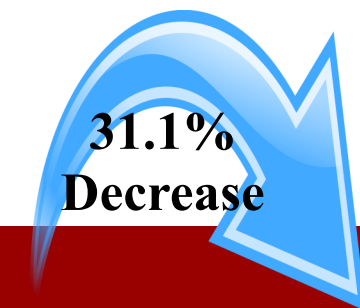


Residential
Month 2018 - \$427,487
Month 2017 - \$392,894

Condos
Month 2018 - \$263,744
Month 2017 - \$288,655



Average days on Market



Residential
Month 2018 - 79
Month 2017 - 103

Condos
Month 2018 - 96
Month 2017 - 140