
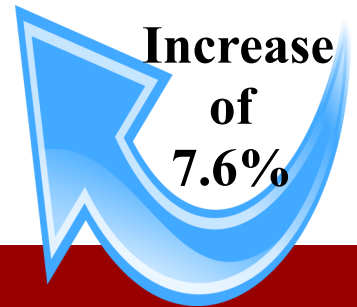


Snapshot of the Ottawa housing market for February 2018

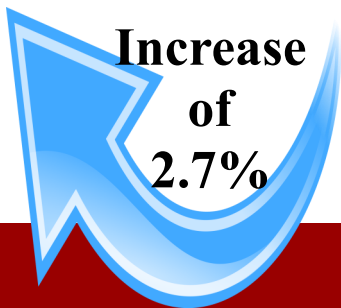


Number of Properties Sold

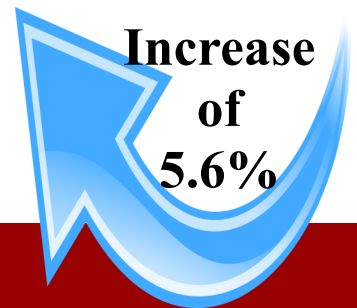


Residential
February 2018 - 729
February 2017 - 770

Condos
February 2018 - 250
February 2017 - 232




Average Sale Price




Residential
February 2018 - \$429,600
February 2017 - \$418,487

Condos
February 2018 - \$273,174
February 2017 - \$258,584



Average days on Market



Residential
February 2018 - 68
February 2017 - 86

Condos
February 2018 - 102
February 2017 - 118