



Snapshot of the Ottawa housing market for March 2018

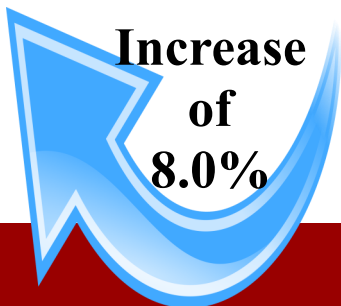


Number of Properties Sold




Residential
March 2018 - 1,302
March 2017 - 1,165

Condos
March 2018 - 358
March 2017 - 313




Average Sale Price

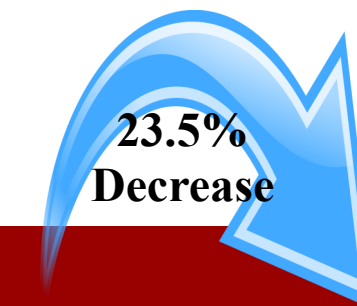


Residential
March 2018 - 447,561
March 2017 - 414,556

Condos
March 2018 - 275,592
March 2017 - 273,807



Average days on Market



Residential
March 2018 - 63
March 2017 - 73

Condos
March 2018 - 89
March 2017 - 117